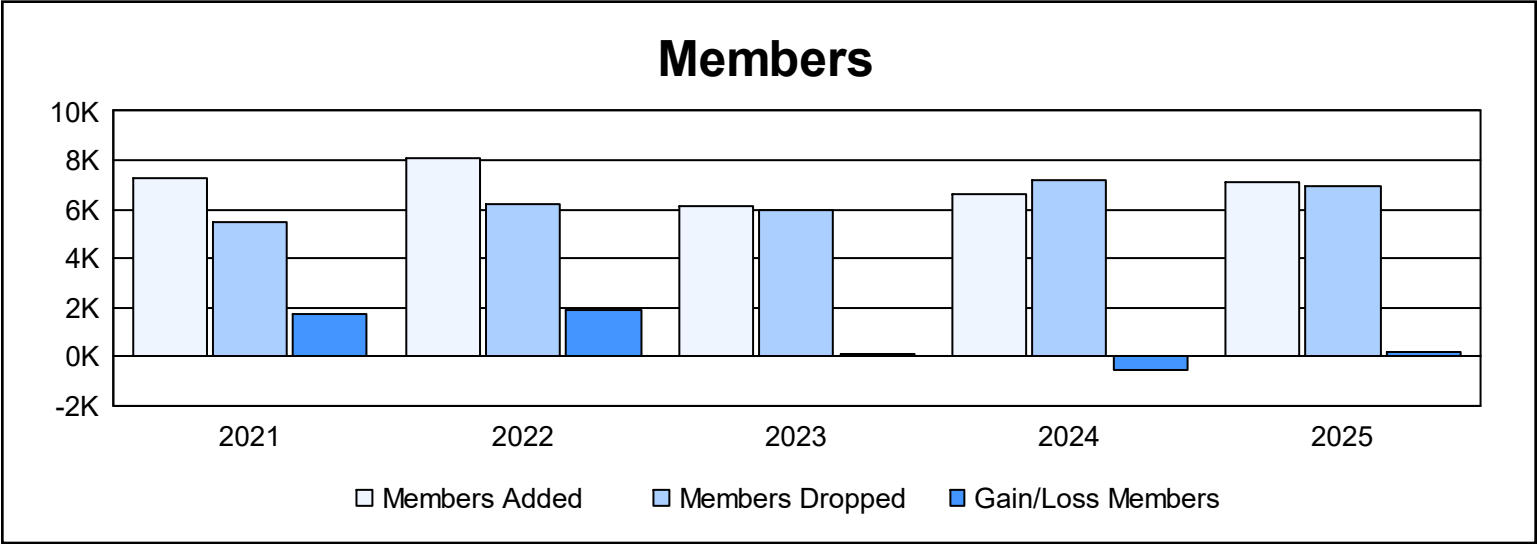
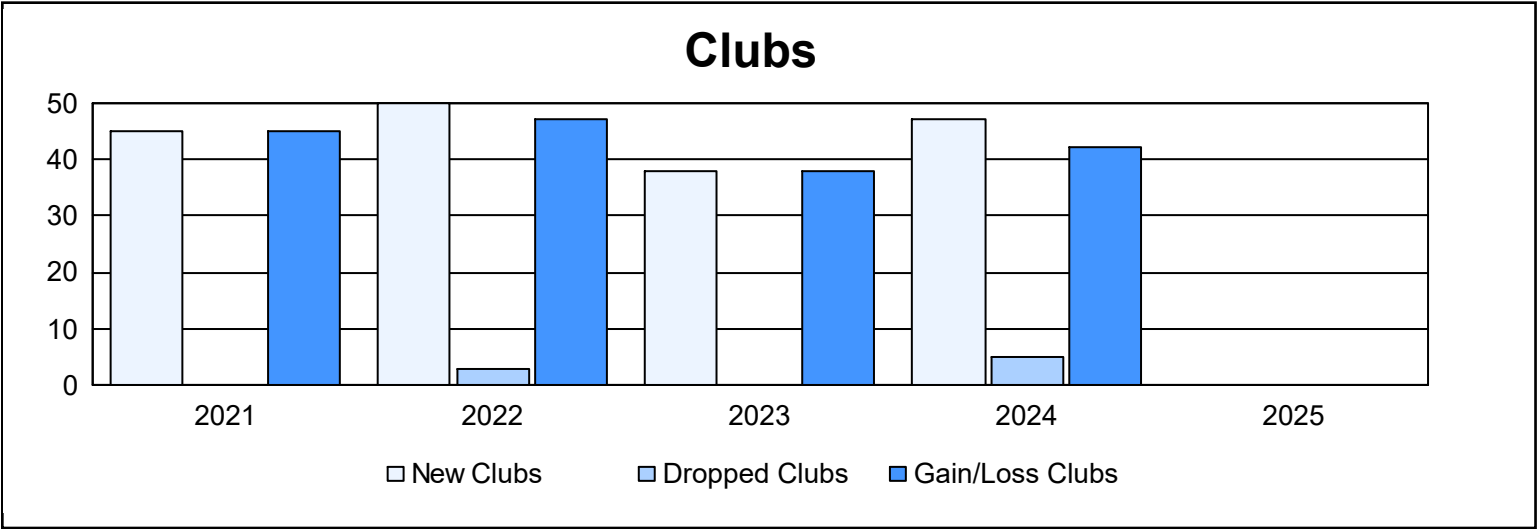
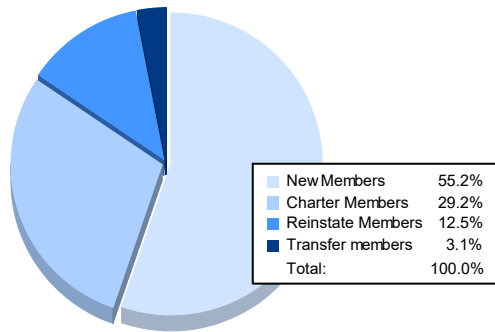


Year	New Clubs	Dropped Clubs	Gain/ Loss Clubs	New Members	Charter Members	Reinstate Members	Transfer Members	Total Member Added	Total Members Dropped	Gain/ Loss Members
2020-2021	45	0	45	4,860	1,474	790	106	7,230	5,504	1,726
2021-2022	50	3	47	5,001	1,679	1,304	115	8,099	6,201	1,898
2022-2023	38	0	38	3,870	1,178	844	205	6,097	5,988	109
2023-2024	47	5	42	3,687	1,465	1,274	187	6,613	7,184	-571
2024-2025				3,910	2,069	882	217	7,078	6,919	159
Average	45	2	43	4,266	1,573	1,019	166	7,023	6,359	664



### Membership Composition June 2025 Cumulative



### Gender Composition June 2025 Cumulative

